


# Electric Vehicles

The Electric Vehicle (EV) market is growing quickly with the UK's commitment to net zero emissions fast approaching. Buses, coaches, and minibuses play a vital role in reducing emissions with operators working towards the Government's 'Road to Zero' strategy to transition to zero-emission road transport by 2050. As the leading manufacturer of passenger lifts and vehicle access solutions, we have carefully designed and manufactured products that address weight and range considerations to ensure they can be fitted in all electric vehicles.


PLS accessEco, is one of the lightest cassette lifts available on the market. Made from advanced high-strength steel, with many components manufactured in aluminium, accessEco is both strong and stable, but light enough for electric vehicles to help increase its range and efficiency.



Designed for M1, M2 and M3 vehicles, PLS accessEco is up to 20 kg lighter than our other cassette lifts, and yet still a highly a robust and stable loading platform. Its innovative design includes a brushless motor which is 80% more energy efficient than its predecessors.




The FL Ramp is made from aluminum with a unique profile platform, the FL Ramp is strong and durable, yet lightweight making it the ideal access solution for electric minibuses and minivans. Compact and easy to store, this folding hand-operated ramp helps the user to load and unload wheelchairs into the vehicle and with an auto lock mechanism it is simple to operate.



VERSA™ is strong, non-slip step made from aluminium making it lightweight yet durable for use on everything from an electric minibuses, to an all-electric RVs.

Thanks to its clever design and build, it can help to reduce the vehicle weight, to increase both its range and performance.

Fully supported by PLS in the UK market, the VERSA™ Access Step is a stable and secure entrance solution for regular use.







### Access Lite

- Platform widths up to 925mm
- Platform lengths up to 1780mm
- Safe working load up to 500Kg
- Low unit weight to lifting capacity ratio
- 12 volt or 24 volt options
- Automatic inner and outer safety barriers
- Manual backup system
- Brushless motor for increased energy efficiency

### FL Ramps




- Two-piece folding design
- Lengths of 2100mm / 2500mm / 2800mm
- Widths of 860mm and 970mm
- Up to 600Kg Safe Working Load (SWL)
- Kickout emergency opening from vehicles
- M1 tested (20G)
- Leading edge rubber for smooth transition
- Automatic lock for easy operation with minimal manual handling

### Versa Steps

- Step depths up to 310mm
- Step widths up to 1200mm
- Step thickness from 46mm
- Manual or powered operation
- Loading capacity up to 250Kg
- Step weight from 16Kg
- 250,000 Cycle tested
- Meets R107 and 98/37EC directives

### Enhanced Safety

- Yellow warning stickers and heavy duty roller wheels on ramps
- Ramp swivel bases and LED edge lighting on steps
- DoorSafe and StopSafe options on AccessLite lifts



+44 (0)121 552 0660  
[passengerliftsolutions.com](http://passengerliftsolutions.com)



Passenger Lift Solutions Limited  
 Unit 2, Summit Crescent Ind. Est  
 Smethwick, West Midlands  
 B66 1TB, United Kingdom