





PLS Ramps



PLS has a range of vehicle access ramps which have been designed and engineered by industry experts. With both hand operated and electric options, we can provide an access solution that best meets your needs.

The FL Ramp, made from lightweight aluminium is strong and durable, yet lightweight making it the ideal access solution for electric minibuses and minivans. This hand-operated folding ramp is available in three lengths and two widths to fit perfectly in your vehicle. The unique platform features a perforated design to allow water to drain away.




The SE folding Ramp is specially developed for low-floor buses and can be operated by hand or electronically for easy vehicle access. Weighing just 16kg for the manual version and 36kg for the electric version, SE Ramp works perfectly on all vehicles including EV.

Lightweight and ultra-slim, but with the strength and durability for long-term use, the ramp provides a high load capacity of 350kg making it ideal for motorised wheelchairs and scooters.

The FL Ramp comes in a variety of sizes. With three lengths: 2100mm, 2500mm, 2800mm and two widths: 860mm and 970mm, the ramp is designed to fit perfectly in your vehicle.

The SE Ramp is available as powered platform and can be automatically deployed for easy access low-floor city buses and mini-buses.



Benefits


- Lightweight design
- Emergency opening from inside the vehicle
- M1 (20g) tested
- Leading edge rubber transfer flap
- Automatic stow lock mechanism reducing manual handling
- SWL of up to 600kg with additional supporting leg
- Extra wide 970mm surface widths
- Gas spring assisted motion for light weight feel
- Unique surface construction to prevent groove formation



Options

- Heavy duty roller wheels
- High SWL supporting leg
- Yellow edge warning stickers
- Quick deploy kit
- 90 degree swivel base

Low-floor bus ramps in manual or powered operation from 36kg
Rapid 8 second deploy




Technical

- Manual ramp widths of 860mm and 970mm
- Lengths of 2100/2500/2800mm
- Manual gas spring assisted deploy and emergency deploy features
- M1 crash tested
- Perforated mesh design for all weather conditions

Safety compliance

- SWL and CE Certificates
- LOLER Installation Compliance
- Fully PSVAR, DDA, COIF, BS6109, EEC2001/85 and IVA2009
- Meets ECWVTA (European Whole Vehicle Type Approval)
- ISO accredited production



+44 (0)121 552 0660

passengerliftsolutions.com

Passenger Lift Solutions Limited
Unit 2, Summit Crescent Ind. Est
Smethwick, West Midlands
B66 1TB, United Kingdom

