




PLS Steps



PLS supplies a wide range of access steps for passenger and commercial vehicles. Tested for strength and durability, you can be sure of reliable performance, durability and safety.


The VERSA™ range of steps has an option to meet all requirements. The SL is mounted below the middle sliding door and includes a strong and durable aluminium platform. The VERSA™ AXS FX is a fixed side step with a loading capacity of 150 kg. If you are looking for an electric automatic step VERSA™ AXS FL is the ideal option.



We have a range of standard products, including fixed steps and automatic cassette options. However, if you require something to meet your specific requirements, our designers and product engineers can provide a bespoke solution. PLS works closely with automotive companies to design and build steps that meet the exact specifications and standards required by leading vehicle manufacturers, including those looking for access solutions for electric vehicles.

Thanks to its compact footprint and innovative design and use of lightweight materials it is ideal for today's new electric vehicles or those looking to reduce fuel consumption.

A Bumper Step provides access at the rear of a mini-bus or van. The step is installed over the housing of an under chassis cassette platform lift.



Benefits

- Fixed step weights from just 11.6Kg
- VersaSM has a maximum capacity of 250Kg
- 1.5 second automatic deploy when opening the door
- VersaAXS MD just 46mm high under vehicle
- Electric or manual operations
- Kick release mechanism for hands free operation
- ABS high visibility edges
- Steps up to 2000mm long available
- Integrated electronics for door control and driver warnings



Options

LED Edge Lighting
Universal vehicle mounting kits
Electrical deploy functions
High visibility edge markers
Sensitive edge upgrades

Bespoke solutions available




Technical

Thickness from 46mm
Lengths up to 1200mm
Electrically powered options
Hands free "kick" operation
Illumination and sound warnings
Load capacity of up to 250Kg
IP65 fully waterproof connectors
250,000 cycle tested
Aluminium construction
ECU Sleep function

Safety compliance

SWL and CE Certificates
Meets R107 directives and 98/37 EC directive
Fully IVA2009 compliant and meets ECWVTA (European Whole Vehicle Type Approval)
ISO accredited production



+44 (0)121 552 0660

passengerliftsolutions.com

Passenger Lift Solutions Limited
Unit 2, Summit Crescent Ind. Est
Smethwick, West Midlands
B66 1TB, United Kingdom

